

# STANDARD VALVES

## TR 13

Rubber covered straight valve designed primarily for passenger, light truck, farm implement, and industrial tubes. For use with .445"/.461" diameter rim holes. Available with bushing for .618"/.633" diameter rim holes. Limited to applications with maximum cold inflate pressure of 60 psi.

TR13 Length 1.38"



## TR 15

Rubber covered straight valve designed primarily for passenger, light truck, front farm, farm implement, and industrial tubes. For use with .618"/.633" diameter rim holes. Limited to applications with maximum cold inflate pressure of 60 psi.

TR15 Length 1.38"



## TR 13 CW/TR 15 CW

Rubber covered straight air/liquid type valves designed for front farm, farm implement, and industrial applications.

TR 13 CW for .445"/.461" diameter rim holes.

TR 15 CW for .618"/.633" diameter rim holes.

Can be used in applications requiring maximum cold inflate pressure of 150 psi.

TR 13 CW/TR 15 CW Length 1.38"




## TR 135/TR 150

Hand bendable rubber covered valves for light truck and some front farm, farm implement and industrial applications. For use with .618"/.633" diameter rim holes.

TR 135 Length 2.63"

TR 150 Length 3.69"



## TR440/TR441/TR442/TR443/TR444/TR445

Rubber based metal stem valve for light, medium and heavy truck and some industrial applications. This valve is generally bent at 85° and can be used in liquid fill applications.

TR 440 Length 3.35" (Equivalent Valve TR 75A)


TR 441 Length 4.13" (Equivalent Valve TR 177A)

TR 442 Length 4.53" (Equivalent Valve TR 77A)

TR 443 Length 4.92" (Equivalent Valve TR 175A)

TR 444 Length 5.51" (Equivalent Valve TR 78A)

TR 445 Length 6.10" (Equivalent Valve TR 179A)



## TR 218A/TR 220A

Two piece air/liquid type valves for rear farm, farm implement and grader applications. The external threads are .482"-26 and supplied with a rim nut.

TR 218A Length 1.63"

TR 220A Length 2.00"



# STANDARD VALVES



## TR 87

Rubber based metal stem valve for industrial applications. This valve fits .445"/.461" diameter rim hole and is generally bent at 90°.

TR 87 Length 1.75"

## TR 300

Rubber based straight valve for tubeless truck applications. This valve fits the .618"/.633" rim hole and can be used with liquid fill.

TR 300 Length 1.97"



## TR 6

Rubber based straight metal stem valve for certain ATV/ATC applications. Metal stem has external threads. Two lock nuts are provided with each valve. Valve fits .445"/.461" diameter rim hole.

TR 6 Length 1.16"

## JS-2

Small rubber based metal stem valve for industrial applications. This valve fits .445"/.461" diameter rim hole and can be used with liquid fill. Valve is bent at 70° and supplied with a washer and a nut.

JS-2 Length 2.20"




## SP-1000

Used in grader/earthmover sizes with large bore screw-on valve TR-J1175(C). This spud can also be used with a TR AD4 SPUD ADAPTER and tubeless large bore screw-on rim valves. Fits the .805"/.832" rim hole and can be used in liquid fill applications.

## TR-J1175(C)

Screw-on metal valve, fits on SP-1000 or similar spud, for certain off-the-road applications. This valve is bent at 88° with a bent length of 4.13". Valve can be used in liquid fill applications.



## RECREATION VALVE

Unique speciality valve for recreational purposes. Uses standard valve core and has a flat rubber covered screw-on cap. Is recessed for safety during normal use, pops out for ease in inflating or deflating.